




WORD

WORK

Freebie!



A yellow star with a blue center and a red star are positioned at the top left of the page.

I hope you enjoy this Word Work freebie! This packet has some simple reproducibles that I have made throughout the year for my Word Work station.


Included in this packet:

Read-Write the Room (Long and Short Vowels)

Rainbow Write Recording Sheet

Boggle Word Builders

Letter Grab Bag/Letter Tiles






# Word Detectives

This is a set of Read-Write the Room activities to practice distinguishing between long and short vowel sounds. Students find words for each group around the room on the word wall, posters, etc. Students then use five of the words in sentences on the bottom of the page.

Two blank pages are also included so you can apply them to specific word patterns you may be working on.



name: \_\_\_\_\_

# WORD DETECTIVES!



Long e

Blank space for writing words with a long 'e' sound.



Short e

Blank space for writing words with a short 'e' sound.

choose five words from either group and use them in a sentence.

1. \_\_\_\_\_


2. \_\_\_\_\_

3. \_\_\_\_\_


4. \_\_\_\_\_

5. \_\_\_\_\_

name: \_\_\_\_\_



# WORD DETECTIVES!



Long i

Short i

choose five words from either group and use them in a sentence.

1. \_\_\_\_\_


2. \_\_\_\_\_

3. \_\_\_\_\_


4. \_\_\_\_\_

5. \_\_\_\_\_

name: \_\_\_\_\_



# WORD DETECTIVES!



Long a

Short a

choose five words from either group and use them in a sentence.

1. \_\_\_\_\_


2. \_\_\_\_\_

3. \_\_\_\_\_


4. \_\_\_\_\_

5. \_\_\_\_\_

name: \_\_\_\_\_



# WORD DETECTIVES!



Long o

Short o

choose five words from either group and use them in a sentence.

1. \_\_\_\_\_


2. \_\_\_\_\_

3. \_\_\_\_\_


4. \_\_\_\_\_

5. \_\_\_\_\_

name: \_\_\_\_\_



# WORD DETECTIVES!



Long u

Short u

choose five words from either group and use them in a sentence.

1. \_\_\_\_\_

2. \_\_\_\_\_


3. \_\_\_\_\_

4. \_\_\_\_\_


5. \_\_\_\_\_



name: \_\_\_\_\_



# WORD DETECTIVES!



Long e

Short e

choose five words from either group and use them in a sentence.

1. \_\_\_\_\_


2. \_\_\_\_\_

3. \_\_\_\_\_


4. \_\_\_\_\_

5. \_\_\_\_\_

name: \_\_\_\_\_



# WORD DETECTIVES!



choose five words from either group and use them in a sentence.

1. \_\_\_\_\_


2. \_\_\_\_\_

3. \_\_\_\_\_


4. \_\_\_\_\_

5. \_\_\_\_\_

name: \_\_\_\_\_



# WORD DETECTIVES!



choose five words and use them in a sentence.

1. \_\_\_\_\_

\_\_\_\_\_

2. \_\_\_\_\_

\_\_\_\_\_

3. \_\_\_\_\_

\_\_\_\_\_

4. \_\_\_\_\_

\_\_\_\_\_

5. \_\_\_\_\_

\_\_\_\_\_

A decorative border surrounds the page. At the top left, there is a yellow star with a blue center and a red star. A large, red, swirling line forms a frame around the text. At the bottom left is a yellow pencil with a red eraser and a silver band. At the bottom right, there are three stars: a large yellow one with a red outline, a smaller green one with a blue outline, and a blue one with a white outline. Behind these stars are pieces of patterned paper: orange with white dots, green with white dots, and blue with white dots.

# Rainbow Write

This is a simple recording sheet  
spelling word practice.

Have students write their spelling  
words and use a different color for  
each letter.

Name: \_\_\_\_\_

Date: \_\_\_\_\_

rainbow write

1. \_\_\_\_\_

2. \_\_\_\_\_

3. \_\_\_\_\_

4. \_\_\_\_\_

5. \_\_\_\_\_


6. \_\_\_\_\_

7. \_\_\_\_\_

8. \_\_\_\_\_

9. \_\_\_\_\_


10. \_\_\_\_\_

A yellow star with a blue center and a red star are positioned in the top left corner of the page.

# Boggle Word Builders

Use these Boggle Word Boards to have students practice finding high frequency words. Like the game, Boggle, students can spell words backwards, forwards, or with any letter squares that are touching. Have students write their words on the recording sheet.

A blank board is also included for you to create more of your own!



# Boggle Word Builders

b	h	i	s	s	o
o	s	a	t	h	u
w	i	e	e	m	t
h	e	r	t	o	p
u	t	h	i	p	l
c	a	k	e	o	d

# Boggle Word Builders

h	u	r	t	s	o
a	t	a	c	k	u
v	i	l	e	i	p
a	s	k	s	m	i
u	t	h	l	p	l
d	o	g	e	t	e



# Boggle Word Builders

c	u	p	o	g	o
a	t	l	c	k	s
v	e	a	w	i	s
l	l	y	e	t	o
o	s	a	s	p	l
c	o	b	e	t	e

# Boggle Word Builders

d	o	p	o	p	u
i	g	l	u	e	s
d	o	a	t	i	e
c	t	n	t	w	e
a	s	k	e	p	n
j	o	b	u	t	o

# Boggle Word Builders

r	e	l	s	d	o
i	d	e	s	i	e
f	u	a	n	d	l
e	n	u	t	s	i
e	s	i	h	y	o
t	o	t	e	r	u

# Boggle Word Builders

w	h	a	t	d	o
a	a	r	e	a	l
r	m	a	z	e	d
d	o	w	a	s	i
l	s	r	o	t	d
i	t	a	t	u	p



name: \_\_\_\_\_ date: \_\_\_\_\_

# Boggle Word Builders


2 letters	3 letters	4 letters	5 letters



# Letter Grab Bag

Cut up the scrabble letter tiles and put two sets of them in a bag. For a quick word work activity, or for your early finishers, have students draw out 8 letters. Students will write these letters on the top of their recording sheet and see how many words they can create.

Put a fun seasonal spin on this activity by putting sets of tiles in plastic eggs, shaped containers, or little bags.



name: \_\_\_\_\_

# Letter Grab Bag

Choose 8 letters from the bag.

Write your letters in the boxes below.

--	--	--	--	--	--	--	--

Words I can make:



A<sub>1</sub> B<sub>3</sub> C<sub>3</sub> D<sub>2</sub> E<sub>1</sub>

F<sub>4</sub> G<sub>2</sub> H<sub>4</sub> I<sub>1</sub> J<sub>8</sub>

K<sub>5</sub> L<sub>1</sub> M<sub>3</sub> N<sub>1</sub> O<sub>1</sub>

P<sub>3</sub> Q<sub>10</sub> R<sub>1</sub> S<sub>1</sub> T<sub>1</sub>

U<sub>1</sub> V<sub>4</sub> W<sub>4</sub> X<sub>8</sub> Y<sub>4</sub>

Z<sub>10</sub> A<sub>1</sub> E<sub>1</sub> I<sub>1</sub> O<sub>1</sub>

U<sub>1</sub> T<sub>1</sub>

Thank you for purchasing one of my original resources!  
I hope you find it fun and helpful in your own classroom.  
I'm always looking to expand and improve my products so  
I would appreciate your feedback.

Please follow me on TPT so that you know when I  
update my store with more original templates, activity  
sheets, lesson plans and new units!

-Krista Wallden

fonts and graphics are courtesy of:



license #45285



seller's license #0066

Graphics © Cheryl Seslar Graphics  
Seller License TL-23917

GRAPHICS by Cupcake Cuties © [www.mygrafico.com](http://www.mygrafico.com)

Borders © SugarHill & Co. Miss Tina Borders  
[www.sugarhillco.com/shop/misstiina](http://www.sugarhillco.com/shop/misstiina)

Borders © That Girl Designs/Ellie Lash  
<http://www.sugarhillco.com/shop/thatgirl/>

Fonts courtesy of <http://www.fontpark.net/en/> and  
[www.kevinandamanda.com](http://www.kevinandamanda.com)